


**CAN FIN HOMES LTD.,**  
**REGD. OFFICE, BANGALORE - 560 004**


**I (a) Statement showing Shareholding Pattern as per Clause 35(1)(a) of the Listing Agreement**

<b>Name of the Company</b>		<b>Can Fin Homes Ltd.,</b>	
<b>Scrip Code</b>		<b>511196</b>	
<b>Name of the Scrip; Class of security</b>		<b>Equity Shares</b>	
<b>Quarter ended</b>		<b>June 30, 2011</b>	
<b>Partly paid-up shares</b>	<b>No. of partly paid-up shares</b>	<b>As a % of total No. of partly paid-up shares</b>	<b>As a % of total No. of shares of the company</b>
Held by Promoter/ Promoter Group	NA	NA	NA
Held by public	NA	NA	NA
<b>Total</b>	NA	NA	NA
<b>Outstanding convertible securities</b>	<b>No. of outstanding securities</b>	<b>As a % of total No. of outstanding convertible securities</b>	<b>As a % of total no. of shares of the company, assuming full conversion of the convertible securities</b>
Held by Promoter/ Promoter Group	NA	NA	NA
Held by public	NA	NA	NA
<b>Total</b>	NA	NA	NA
<b>Warrants</b>	<b>No. of warrants</b>	<b>As a % of total No. of warrants</b>	<b>As a % of total no. of shares of the company assuming full conversion of the warrants</b>
Held by Promoter/ Promoter Group	NA	NA	NA
Held by public	NA	NA	NA
<b>Total</b>	NA	NA	NA
<b>Total paid-up capital of the Company, assuming full conversion of warrants and convertible securities</b>	<b>NA</b>	<b>NA</b>	<b>NA</b>


Category Code	Category of Shareholder	Number of Shareholders	Total number of shares	Number of shares held in dematerialised form	Total shareholding as a percentage of total number of shares		Shares pledged or otherwise encumbered	
					As a % of (A+B)	As a % of (A+B+C)	No. of Shares	As a percentage (VII)(IV) * 100
(I)	(II)	(III)	(IV)	(V)	(VI)	(VII)	(VIII)	(IX)
<b>(A)</b>	<b>Promoter and Promoter Group</b>							
<b>(1)</b>	<b>Indian</b>							
(a)	Individuals/ HUF	0	0	0	0	0	0	0
(b)	Central Government /State Government(s)	0	0	0	0	0	0	0
(c)	Bodies Corporate	0	0	0	0	0	0	0
(d)	Financial Institutions/Banks	3	8681808	8681808	42.381	42.381	0	0
(e)	Any Other(specify)	0	0	0	0	0	0	0
	Directors & their relatives	0	0	0	0	0	0	0
	Societies	0	0	0	0	0	0	0
	Partnership Firms	0	0	0	0	0	0	0



Category Code	Category of Shareholder	Number of Shareholders	Total number of shares	Number of shares held in dematerialised form	Total shareholding as a percentage of total number of shares		Shares pledged or otherwise encumbered	
					As a % of (A+B)	As a % of (A+B+C)	No. of Shares	As a percentage (VII)(IV) * 100
(I)	(II)	(III)	(IV)	(V)	(VI)	(VII)	(VIII)	(IX)
	Reserve Bank of India	0	0	0	0	0	0	0
	Employees Welfare Fund	0	0	0	0	0	0	0
	ESOP/ ESOS	0	0	0	0	0	0	0
	Trusts	0	0	0	0	0	0	0
	<b>Sub Total (A)(1)</b>	<b>3</b>	<b>8681808</b>	<b>8681808</b>	<b>42.381</b>	<b>42.381</b>	<b>0</b>	<b>0</b>
<b>(2)</b>	<b>Foreign</b>							
(a)	Individuals (Non-Resident Individuals /Foreign individuals)	0	0	0	0	0	0	0
(b)	Bodies Corporate	0	0	0	0	0	0	0
(c)	Institutions	0	0	0	0	0	0	0
(d)	Any Other (specify)	0	0	0	0	0	0	0
	Directors & their relatives	0	0	0	0	0	0	0
	Societies	0	0	0	0	0	0	0
	Partnership Firms	0	0	0	0	0	0	0
	Employees Welfare Fund	0	0	0	0	0	0	0
	ESOP/ ESOS	0	0	0	0	0	0	0
	Trusts	0	0	0	0	0	0	0
	<b>Sub-Total (A)(2)</b>	<b>0</b>	<b>0</b>	<b>0</b>	<b>0</b>	<b>0</b>	<b>0</b>	<b>0</b>
	<b>Total Shareholding of Promoter and Promoter Group (A)=(A)(1)+(A)(2)</b>	<b>3</b>	<b>8681808</b>	<b>8681808</b>	<b>42.381</b>	<b>42.381</b>	<b>0</b>	<b>0</b>
<b>(B)</b>	<b>Public Shareholdings</b>							
(1)	<i>Institutions</i>							
(a)	Mutual Funds/UTI	1	200	0	0.001	0.001	0	0
(b)	Financial Institutions/Banks	3	6300	6300	0.031	0.031	0	0
(c)	Central government/ State Government(s)	0	0	0	0	0	0	0
(d)	Venture Capital Funds	0	0	0	0	0	0	0
(e)	Insurance Companies	1	304250	304250	1.485	1.485	0	0
(f)	Foreign Institutional Investors	1	124100	124100	0.606	0.606	0	0
(g)	Foreign Venture Capital Investors	0	0	0	0	0	0	0
(h)	Any Other (specify)							
	Foreign Financial Institutions							
	(i)The Jaguar Fund NV	1	400	0	0.002	0.002		
	(ii)MSAMI A/c -Morgan Stanley India Invst Inc	1	1800	0	0.009	0.009		
	(iii)Tiger Management Corp	1	300	0	0.001	0.001		
	<b>Total</b>	<b>3</b>	<b>2500</b>	<b>0</b>	<b>0.012</b>	<b>0.012</b>	<b>0</b>	<b>0</b>
	Foreign Mutual funds	0	0	0	0	0	0	0
	Foreign Financial Institutions/ Banks	0	0	0	0	0	0	0
	Stressed Assets Stabilisation Fund	0	0	0	0	0	0	0
	State Finance Corporation	0	0	0	0	0	0	0
	<b>Sub-Total (B)(1)</b>	<b>9</b>	<b>437350</b>	<b>434650</b>	<b>2.135</b>	<b>2.135</b>	<b>0</b>	<b>0</b>



Category Code	Category of Shareholder	Number of Shareholders	Total number of shares	Number of shares held in dematerialised form	Total shareholding as a percentage of total number of shares		Shares pledged or otherwise encumbered	
					As a % of (A+B)	As a % of (A+B+C)	No. of Shares	As a percentage (VIII)(IV) * 100
(I)	(II)	(III)	(IV)	(V)	(VI)	(VII)	(VIII)	(IX)
(2)	<i>Non-institutions</i>							
(a)	Bodies Corporate	387	4847884	4837484	23.665	23.665	0	0
(b)	Individuals:							
	i) Individual shareholders holding nominal share capital up to Rs.1 lakh	17068	4668661	3502498	22.790	22.790	0	0
	ii) Individual shareholders holding nominal share capital in excess of Rs.1 lakh	42	1567413	1548413	7.651	7.651	0	0
(c)	Any Other (specify)							
	Trusts	0	0	0	0	0	0	0
	Directors & their relatives	0	0	0	0	0	0	0
	Foreign nationals	0	0	0	0	0	0	0
	Escrow Account	0	0	0	0	0	0	0
	Market Maker	0	0	0	0	0	0	0
	Non Resident Indians	152	88437	86737	0.432	0.432	0	0
	O C Bs	0	0	0	0	0	0	0
	Societies	0	0	0	0	0	0	0
	Clearing members	44	18681	18681	0.091	0.091	0	0
	Shares in transit	0	0	0	0	0	0	0
	Hindu Undivided Families	229	167671	167671	0.818	0.818	0	0
	NRIs / OCBs	0	0	0	0	0	0	0
	Foreign Corporate Bodies	0	0	0	0	0	0	0
	Partnership Firms	0	0	0	0	0	0	0
	Custodian of Enemy Property	0	0	0	0	0	0	0
	Foreign Collaborators	0	0	0	0	0	0	0
	ESOPs/ ESOS/ ESPS Employee shareholders	30	7345	1445	0.036	0.036	0	0
	Sub-Total (B)(2)	<b>17952</b>	<b>11366092</b>	<b>10162929</b>	<b>55.484</b>	<b>55.484</b>	0	0
	Total Public shareholding (B)=(B)(1)+(B)(2)	<b>17961</b>	<b>11803442</b>	<b>10597579</b>	<b>57.619</b>	<b>57.619</b>	0	0
	Sub - Total (A + B)	<b>17964</b>	<b>20485250</b>	<b>19279387</b>	<b>100.000</b>	<b>100.000</b>	0	0



Category Code	Category of Shareholder	Number of Shareholders	Total number of shares	Number of shares held in dematerialised form	Total shareholding as a percentage of total number of shares		Shares pledged or otherwise encumbered	
					As a % of (A+B)	As a % of (A+B+C)	No. of Shares	As a % (IX)= (VIII)/(IV) * 100
(I)	(II)	(III)	(IV)	(V)	(VI)	(VII)	(VIII)	(IX)
(C)	<b>Shares held by Custodians &amp; against which Depository Receipts have been issued</b>	Nil	Nil	Nil	Nil	Nil	0	0
	Held by Promoter/ Promoter Group	Nil	Nil	Nil	Nil	Nil	0	0
	Held by public	Nil	Nil	Nil	Nil	Nil	0	0
	<b>Total</b>	Nil	Nil	Nil	Nil	Nil	0	0
	<b>GRAND TOTAL (A)+(B)+(C)</b>	<b>17964</b>	<b>20485250</b>	<b>19279387</b>	<b>100.000</b>	<b>100.000</b>	0	0

**(I)(b) Statement showing Shareholding of persons belonging to the category "Promoter and Promoter Group"**


Sl. No.	Name of the Shareholder	Total Shares Held		Shares pledged or otherwise encumbered		
		Number	As a % of grand total (A)+(B)+(C)	Number	As a % of (VI)=(V)/(III) *100	As a % of grand total (A)+(B)+(C) of sub-clause (I)(a)
(I)	(II)	(III)	(IV)	(V)	(VI)	(VII)
1	Canara Bank	75226	0.367	0	0	0
2	Canara Bank- Mumbai	8601232	41.988	0	0	0
3	Canara Bank-Bangalore	5350	0.026	0	0	0
	<b>Total</b>	<b>8681808</b>	<b>42.381</b>	0	0	0

**(I)(c) Statement showing Shareholding of persons belonging to the category "Public" and holding more than 1% of the total number of shares**

Sr. No.	Name of the shareholder	Number of shares	Shares as a percentage of total number of shares (i.e. Grand Total (A)+(B)+(C) indicated in Statement at para (1)(a) above)
1.	Chhattisgarh Investments Ltd.,	1228559	6.00
2.	Anand Rathi Share & Stock Brokers	950000	4.64
3.	Chhattisgarh Investments Ltd.,	653347	3.19
4.	Mushin Infrastructure P. Ltd.	520821	2.54
5.	Oriental Insurance Company Ltd.	304250	1.49
6.	Mr. Nitin Raojibhai Desai	334100	1.63
7.	Vayudoot Commercial P. Ltd.	317345	1.55
8.	Rajen Chandrakant Sheth	290721	1.42
	<b>Total</b>	<b>4599143</b>	<b>22.46</b>

**(I)(d) Statement showing details of locked-in share**

Sr. No.	Name of the shareholder	Category of shareholders (Promoters/ public)	Number of locked -in shares	Locked-in-shares as a percentage of total number of shares (i.e. Grand Total (A)+(B)+(C) indicated in Statement at para (1)(a) above)
			NIL	



**(II)(a) Statement showing details of Depository Receipts (DRs)**

Sr. No.	Type of outstanding DR (ADRs, GDRs, SDRs etc.,)	Number of outstanding DRs	Number of shares underlying outstanding DRs	Shares underlying outstanding DRs as a percentage of total number of shares (i.e. Grand Total (A)+(B)+(C) indicated in Statement at para (1)(a) above)
			NIL	

**(II)(b) Statement showing Holding of Depository Receipts (DRs), where underlying shares are held by 'promoter/promoter group' are in excess of 1% of the total number of shares**

Sr. No.	Name of the DR Holder	Type of outstanding DR (ADRs, GDRs, SDRs, etc.,)	Number of shares underlying outstanding DRs	Shares underlying outstanding DRs as a percentage of total number of shares (i.e. Grand Total (A)+(B)+(C) indicated in Statement at para (I)(a) above)
			NIL	
<b>Total</b>				

**(III)(a) statement showing the voting pattern of shareholders, if more than one class of shares/securities is issued by the issuer**

Category Code	Category of Shareholder	Number of Voting Rights held in each class of securities			Total Voting Rights	Total Voting Rights i.e. (VI)	
		Class X	Class Y	Class Z		As a percentage of (A+B)	As a percentage of (A+B+C)
(I)	(II)	(III)	(IV)	(V)	(VI)	(VII)	(VIII)
<b>(A)</b>	<b>Promoter and Promoter Group</b>	N.A.	N.A.	N.A.	N.A.	N.A.	N.A.
<b>(1)</b>	<b>Indian</b>	N.A.	N.A.	N.A.	N.A.	N.A.	N.A.
(a)	Individuals/ HUF	N.A.	N.A.	N.A.	N.A.	N.A.	N.A.
(b)	Central Government /State Government(s)	N.A.	N.A.	N.A.	N.A.	N.A.	N.A.
(c)	Bodies Corporate	N.A.	N.A.	N.A.	N.A.	N.A.	N.A.
(d)	Financial Institutions/Banks	N.A.	N.A.	N.A.	N.A.	N.A.	N.A.
(e)	Any Other(specify)	N.A.	N.A.	N.A.	N.A.	N.A.	N.A.
	Sub Total (A)(1)	N.A.	N.A.	N.A.	N.A.	N.A.	N.A.
<b>(2)</b>	<b>Foreign</b>	N.A.	N.A.	N.A.	N.A.	N.A.	N.A.
(a)	Individuals (Non-Resident Individuals /Foreign individuals)	N.A.	N.A.	N.A.	N.A.	N.A.	N.A.
(b)	Bodies Corporate	N.A.	N.A.	N.A.	N.A.	N.A.	N.A.
(c)	Institutions	N.A.	N.A.	N.A.	N.A.	N.A.	N.A.
(d)	Any Other (specify)	N.A.	N.A.	N.A.	N.A.	N.A.	N.A.
	Sub-Total (A)(2)	N.A.	N.A.	N.A.	N.A.	N.A.	N.A.
	Total Shareholding of Promoter and Promoter Group (A)=(A)(1)+(A)(2)	N.A.	N.A.	N.A.	N.A.	N.A.	N.A.
<b>(B)</b>	<b>Public Shareholdings</b>	N.A.	N.A.	N.A.	N.A.	N.A.	N.A.
(1)	<b>Institutions</b>	N.A.	N.A.	N.A.	N.A.	N.A.	N.A.
(a)	Mutual Funds/UTI	N.A.	N.A.	N.A.	N.A.	N.A.	N.A.
(b)	Financial Institutions/Banks	N.A.	N.A.	N.A.	N.A.	N.A.	N.A.
(c)	Central government/ State Government(s)	N.A.	N.A.	N.A.	N.A.	N.A.	N.A.
(d)	Venture Capital Funds	N.A.	N.A.	N.A.	N.A.	N.A.	N.A.
(e)	Insurance Companies	N.A.	N.A.	N.A.	N.A.	N.A.	N.A.
(f)	Foreign Institutional Investors	N.A.	N.A.	N.A.	N.A.	N.A.	N.A.
(g)	Foreign Venture Capital Investors	N.A.	N.A.	N.A.	N.A.	N.A.	N.A.



Category Code	Category of Shareholder	Number of Voting Rights held in each class of securities			Total Voting Rights	Total Voting Rights i.e. (VI)	
		Class X	Class Y	Class Z		As a percentage of (A+B)	As a percentage of (A+B+C)
(I)	(II)	(III)	(IV)	(V)	(VI)	(VII)	(VIII)
(h)	Any Other (specify)	N.A.	N.A.	N.A.	N.A.	N.A.	N.A.
	Sub-Total (B)(1)	N.A.	N.A.	N.A.	N.A.	N.A.	N.A.
(2)	Non-institutions	N.A.	N.A.	N.A.	N.A.	N.A.	N.A.
(a)	Bodies Corporate	N.A.	N.A.	N.A.	N.A.	N.A.	N.A.
(b)	Individuals:	N.A.	N.A.	N.A.	N.A.	N.A.	N.A.
	i) Individual shareholders holding nominal share capital up to Rs.1 lakh						
	ii) Individual shareholders holding nominal share capital in excess of Rs.1 lakh	N.A.	N.A.	N.A.	N.A.	N.A.	N.A.
(c)	Any Other (specify)	N.A.	N.A.	N.A.	N.A.	N.A.	N.A.
	Sub-Total (B)(2)	N.A.	N.A.	N.A.	N.A.	N.A.	N.A.
	Total Public shareholding (B)=(B)(1)+(B)(2)	N.A.	N.A.	N.A.	N.A.	N.A.	N.A.
	Sub - Total (A + B)	N.A.	N.A.	N.A.	N.A.	N.A.	N.A.
(C)	Shares held by Custodians & against which Depository Receipts have been issued	N.A.	N.A.	N.A.	N.A.	N.A.	N.A.
	GRAND TOTAL (A)+(B)+(C)	N.A.	N.A.	N.A.	N.A.	N.A.	N.A.

(N.A. - Not applicable since the company has not issued any other securities, other than Equity Shares)

**FOR CAN FIN HOMES LTD.**

**K'S SATHYAPRAKASH**  
**AGM & COMPANY SECRETARY**

**PLACE: BANGALORE**  
**DATE : 05.07.2011**

