

**CAN FIN HOMES LTD.,**  
**REGD. OFFICE, BANGALORE - 560 004**

**I (a) Statement showing Shareholding Pattern as per Clause 35(1)(a) of the Listing Agreement**

|  |                                      |  |   |
|--|--------------------------------------|--|---|
| <b>Name of the Company</b>   |                                      | <b>Can Fin Homes Ltd.,</b>                                       |   |
| <b>Scrip Code</b>  |                                      | <b>511196</b>  |   |
| <b>Name of the Scrip; Class of security</b>  |                                      | <b>Equity Shares</b>   |   |
| <b>Quarter ended</b>   |                                      | <b>December 31, 2011</b>   |   |
| <b>Partly paid-up shares</b>   | <b>No. of partly paid-up shares</b>  | <b>As a % of total No. of partly paid-up shares</b>              | <b>As a % of total No. of shares of the company</b>   |
| Held by Promoter/<br>Promoter Group  | NA                                   | NA   | NA  |
| Held by public   | NA                                   | NA   | NA  |
| <b>Total</b>   | NA                                   | NA   | NA  |
| <b>Outstanding convertible securities</b>  | <b>No. of outstanding securities</b> | <b>As a % of total No. of outstanding convertible securities</b> | <b>As a % of total no. of shares of the company, assuming full conversion of the convertible securities</b> |
| Held by Promoter/<br>Promoter Group  | NA                                   | NA   | NA  |
| Held by public   | NA                                   | NA   | NA  |
| <b>Total</b>   | NA                                   | NA   | NA  |
| <b>Warrants</b>  | <b>No. of warrants</b>               | <b>As a % of total No. of warrants</b>                           | <b>As a % of total no. of shares of the company assuming full conversion of the warrants</b>                |
| Held by Promoter/<br>Promoter Group  | NA                                   | NA   | NA  |
| Held by public   | NA                                   | NA   | NA  |
| <b>Total</b>   | NA                                   | NA   | NA  |
| <b>Total paid-up capital of the Company, assuming full conversion of warrants and convertible securities</b> | <b>NA</b>                            | <b>NA</b>  | <b>NA</b>   |


| Category Code | Category of Shareholder                 | Number of Shareholders | Total number of shares | Number of shares held in dematerialised form | Total shareholding as a percentage of total number of shares |                   | Shares pledged or otherwise encumbered |                                  |
|---------------|---|------------------------|------------------------|--|--|-------------------|--|----------------------------------|
|               |   |                        |                        |  | As a % of (A+B)  | As a % of (A+B+C) | No. of Shares                          | As a percentage (VIII)(IV) * 100 |
| (I)           | (II)                                    | (III)                  | (IV)                   | (V)  | (VI)   | (VII)             | (VIII)                                 | (IX)                             |
| <b>(A)</b>    | <b>Promoter and Promoter Group</b>      |                        |                        |  |  |                   |  |                                  |
| <b>(1)</b>    | <b>Indian</b>                           |                        |                        |  |  |                   |  |                                  |
| (a)           | Individuals/ HUF                        | 0                      | 0                      | 0  | 0  | 0                 | 0                                      | 0                                |
| (b)           | Central Government /State Government(s) | 0                      | 0                      | 0  | 0  | 0                 | 0                                      | 0                                |
| (c)           | Bodies Corporate                        | 0                      | 0                      | 0  | 0  | 0                 | 0                                      | 0                                |
| (d)           | Financial Institutions/Banks            | 2                      | 8681808                | 8681808                                      | 42.381   | 42.381            | 0                                      | 0                                |
| (e)           | Any Other(specify)                      | 0                      | 0                      | 0  | 0  | 0                 | 0                                      | 0                                |
|               | Directors & their relatives             | 0                      | 0                      | 0  | 0  | 0                 | 0                                      | 0                                |
|               | Societies                               | 0                      | 0                      | 0  | 0  | 0                 | 0                                      | 0                                |
|               | Partnership Firms                       | 0                      | 0                      | 0  | 0  | 0                 | 0                                      | 0                                |



| Category Code | Category of Shareholder  | Number of Shareholders | Total number of shares | Number of shares held in dematerialised form | Total shareholding as a percentage of total number of shares |                   | Shares pledged or otherwise encumbered |                                  |
|---------------|--|------------------------|------------------------|--|--|-------------------|--|----------------------------------|
|               |  |                        |                        |  | As a % of (A+B)  | As a % of (A+B+C) | No. of Shares                          | As a percentage (VIII)(IV) * 100 |
| (I)           | (II)   | (III)                  | (IV)                   | (V)  | (VI)   | (VII)             | (VIII)                                 | (IX)                             |
|               | Reserve Bank of India  | 0                      | 0                      | 0  | 0  | 0                 | 0                                      | 0                                |
|               | Employees Welfare Fund   | 0                      | 0                      | 0  | 0  | 0                 | 0                                      | 0                                |
|               | ESOP/ ESOS   | 0                      | 0                      | 0  | 0  | 0                 | 0                                      | 0                                |
|               | Trusts   | 0                      | 0                      | 0  | 0  | 0                 | 0                                      | 0                                |
|               | <b>Sub Total (A)(1)</b>  | <b>2</b>               | <b>8681808</b>         | <b>8681808</b>                               | <b>42.381</b>  | <b>42.381</b>     | <b>0</b>                               | <b>0</b>                         |
| <b>(2)</b>    | <b>Foreign</b>   |                        |                        |  |  |                   |  |                                  |
| (a)           | Individuals (Non-Resident Individuals /Foreign individuals)                | 0                      | 0                      | 0  | 0  | 0                 | 0                                      | 0                                |
| (b)           | Bodies Corporate   | 0                      | 0                      | 0  | 0  | 0                 | 0                                      | 0                                |
| (c)           | Institutions   | 0                      | 0                      | 0  | 0  | 0                 | 0                                      | 0                                |
| (d)           | Any Other (specify)  | 0                      | 0                      | 0  | 0  | 0                 | 0                                      | 0                                |
|               | Directors & their relatives  | 0                      | 0                      | 0  | 0  | 0                 | 0                                      | 0                                |
|               | Societies  | 0                      | 0                      | 0  | 0  | 0                 | 0                                      | 0                                |
|               | Partnership Firms  | 0                      | 0                      | 0  | 0  | 0                 | 0                                      | 0                                |
|               | Employees Welfare Fund   | 0                      | 0                      | 0  | 0  | 0                 | 0                                      | 0                                |
|               | ESOP/ ESOS   | 0                      | 0                      | 0  | 0  | 0                 | 0                                      | 0                                |
|               | Trusts   | 0                      | 0                      | 0  | 0  | 0                 | 0                                      | 0                                |
|               | <b>Sub-Total (A)(2)</b>  | <b>0</b>               | <b>0</b>               | <b>0</b>                                     | <b>0</b>   | <b>0</b>          | <b>0</b>                               | <b>0</b>                         |
|               | <b>Total Shareholding of Promoter and Promoter Group (A)=(A)(1)+(A)(2)</b> | <b>2</b>               | <b>8681808</b>         | <b>8681808</b>                               | <b>42.381</b>  | <b>42.381</b>     | <b>0</b>                               | <b>0</b>                         |
| <b>(B)</b>    | <b>Public Shareholdings</b>  |                        |                        |  |  |                   |  |                                  |
| (1)           | <i>Institutions</i>  |                        |                        |  |  |                   |  |                                  |
| (a)           | Mutual Funds/UTI   | 1                      | 200                    | 0  | 0.001  | 0.001             | 0                                      | 0                                |
| (b)           | Financial Institutions/Banks   | 3                      | 600400                 | 600400                                       | 2.931  | 2.931             | 0                                      | 0                                |
| (c)           | Central government/ State Government(s)                                    | 0                      | 0                      | 0  | 0  | 0                 | 0                                      | 0                                |
| (d)           | Venture Capital Funds  | 0                      | 0                      | 0  | 0  | 0                 | 0                                      | 0                                |
| (e)           | Insurance Companies  | 1                      | 304250                 | 304250                                       | 1.485  | 1.485             | 0                                      | 0                                |
| (f)           | Foreign Institutional Investors  | 1                      | 124100                 | 124100                                       | 0.606  | 0.606             | 0                                      | 0                                |
| (g)           | Foreign Venture Capital Investors  | 0                      | 0                      | 0  | 0  | 0                 | 0                                      | 0                                |
| (h)           | Any Other (specify)  |                        |                        |  |  |                   |  |                                  |
|               | Foreign Financial Institutions   |                        |                        |  |  |                   |  |                                  |
|               | (i)The Jaguar Fund NV  | 1                      | 400                    | 0  | 0.002  | 0.002             |  |                                  |
|               | (ii)MSAMI A/c -Morgan Stanley India Invst Inc                              | 1                      | 1800                   | 0  | 0.009  | 0.009             |  |                                  |
|               | (iii)Tiger Management Corp   | 1                      | 300                    | 0  | 0.001  | 0.001             |  |                                  |
|               | <b>Total</b>   | <b>3</b>               | <b>2500</b>            | <b>0</b>                                     | <b>0.012</b>   | <b>0.012</b>      | <b>0</b>                               | <b>0</b>                         |
|               | Foreign Mutual funds   | 0                      | 0                      | 0  | 0  | 0                 | 0                                      | 0                                |
|               | Foreign Financial Institutions/ Banks                                      | 0                      | 0                      | 0  | 0  | 0                 | 0                                      | 0                                |
|               | Stressed Assets Stabilisation Fund   | 0                      | 0                      | 0  | 0  | 0                 | 0                                      | 0                                |
|               | State Finance Corporation  | 0                      | 0                      | 0  | 0  | 0                 | 0                                      | 0                                |
|               | <b>Sub-Total (B)(1)</b>  | <b>9</b>               | <b>10314500</b>        | <b>1028750</b>                               | <b>5.035</b>   | <b>5.035</b>      | <b>0</b>                               | <b>0</b>                         |



| Category Code | Category of Shareholder  | Number of Shareholders | Total number of shares | Number of shares held in dematerialised form | Total shareholding as a percentage of total number of shares |                   | Shares pledged or otherwise encumbered |                                  |
|---------------|--|------------------------|------------------------|--|--|-------------------|--|----------------------------------|
|               |  |                        |                        |  | As a % of (A+B)  | As a % of (A+B+C) | No. of Shares                          | As a percentage (VIII)(IV) * 100 |
| (I)           | (II)   | (III)                  | (IV)                   | (V)  | (VI)   | (VII)             | (VIII)                                 | (IX)                             |
| (2)           | <i>Non-institutions</i>  |                        |                        |  |  |                   |  |                                  |
| (a)           | Bodies Corporate   | 356                    | 4330705                | 4320305                                      | 21.141   | 21.141            | 0                                      | 0                                |
| (b)           | Individuals:   |                        |                        |  |  |                   |  |                                  |
|               | i) Individual shareholders holding nominal share capital up to Rs.1 lakh         | 16834                  | 4575161                | 3438147                                      | 22.334   | 22.334            | 0                                      | 0                                |
|               | ii) Individual shareholders holding nominal share capital in excess of Rs.1 lakh | 42                     | 1601787                | 1587787                                      | 7.819  | 7.819             | 0                                      | 0                                |
| (c)           | Any Other (specify)  |                        |                        |  |  |                   |  |                                  |
|               | Trusts   | 0                      | 0                      | 0  | 0  | 0                 | 0                                      | 0                                |
|               | Directors & their relatives  | 0                      | 0                      | 0  | 0  | 0                 | 0                                      | 0                                |
|               | Foreign nationals  | 0                      | 0                      | 0  | 0  | 0                 | 0                                      | 0                                |
|               | Escrow Account   | 0                      | 0                      | 0  | 0  | 0                 | 0                                      | 0                                |
|               | Market Maker   | 0                      | 0                      | 0  | 0  | 0                 | 0                                      | 0                                |
|               | Non Resident Indians   | 155                    | 89285                  | 87585  | 0.436  | 0.436             | 0                                      | 0                                |
|               | O C Bs   | 0                      | 0                      | 0  | 0  | 0                 | 0                                      | 0                                |
|               | Societies  | 0                      | 0                      | 0  | 0  | 0                 | 0                                      | 0                                |
|               | Clearing members   | 18                     | 6261                   | 6261   | 0.031  | 0.031             | 0                                      | 0                                |
|               | Shares in transit  | 0                      | 0                      | 0  | 0  | 0                 | 0                                      | 0                                |
|               | Hindu Undivided Families   | 230                    | 161748                 | 161748                                       | 0.790  | 0.790             | 0                                      | 0                                |
|               | NRIs / OCBs  | 0                      | 0                      | 0  | 0  | 0                 | 0                                      | 0                                |
|               | Foreign Corporate Bodies   | 0                      | 0                      | 0  | 0  | 0                 | 0                                      | 0                                |
|               | Partnership Firms  | 0                      | 0                      | 0  | 0  | 0                 | 0                                      | 0                                |
|               | Custodian of Enemy Property  | 0                      | 0                      | 0  | 0  | 0                 | 0                                      | 0                                |
|               | Foreign Collaborators  | 0                      | 0                      | 0  | 0  | 0                 | 0                                      | 0                                |
|               | ESOPs/ ESOS/ ESPS Employee shareholders  | 30                     | 7045                   | 1445   | 0.034  | 0.034             | 0                                      | 0                                |
|               | Sub-Total (B)(2)   | <b>17665</b>           | <b>10771992</b>        | <b>9603278</b>                               | <b>52.584</b>  | <b>52.584</b>     | 0                                      | 0                                |
|               | Total Public shareholding (B)=(B)(1)+(B)(2)                                      | <b>17674</b>           | <b>11803442</b>        | <b>10632028</b>                              | <b>57.619</b>  | <b>57.619</b>     | 0                                      | 0                                |
|               | Sub - Total (A + B)  | <b>17676</b>           | <b>20485250</b>        | <b>19313836</b>                              | <b>100.000</b>   | <b>100.000</b>    | 0                                      | 0                                |



| Category Code | Category of Shareholder   | Number of Shareholders | Total number of shares | Number of shares held in dematerialised form | Total shareholding as a percentage of total number of shares |                   | Shares pledged or otherwise encumbered |                                |
|---------------|---|------------------------|------------------------|--|--|-------------------|--|--------------------------------|
|               |   |                        |                        |  | As a % of (A+B)  | As a % of (A+B+C) | No. of Shares                          | As a % (IX)= (VIII)/(IV) * 100 |
| (I)           | (II)  | (III)                  | (IV)                   | (V)  | (VI)   | (VII)             | (VIII)                                 | (IX)                           |
| (C)           | <b>Shares held by Custodians &amp; against which Depository Receipts have been issued</b> | Nil                    | Nil                    | Nil  | Nil  | Nil               | 0                                      | 0                              |
|               | Held by Promoter/ Promoter Group  | Nil                    | Nil                    | Nil  | Nil  | Nil               | 0                                      | 0                              |
|               | Held by public  | Nil                    | Nil                    | Nil  | Nil  | Nil               | 0                                      | 0                              |
|               | <b>Total</b>  | Nil                    | Nil                    | Nil  | Nil  | Nil               | 0                                      | 0                              |
|               | <b>GRAND TOTAL (A)+(B)+(C)</b>  | <b>17676</b>           | <b>20485250</b>        | <b>19313836</b>                              | <b>100.000</b>   | <b>100.000</b>    | <b>0</b>                               | <b>0</b>                       |

**(I)(b) Statement showing holding of securities (including shares, warrants, convertible securities) of persons belonging to the category "Promoter and Promoter Group"**

| Sl. No. | Name of the Shareholder | Details of Shares held |                                   | Encumbered shares (the term encumbered has the same meaning as assigned to it in regulation 28(3) of the SAST Regulation, 2011) |                       |  | Details of warrants  |  | Details of convertible securities  |  | Total shares (including underlying shares assuming full conversion of warrants and convertible securities) as a % of diluted share capital |
|---------|-------------------------|------------------------|-----------------------------------|---|-----------------------|--|----------------------|--|------------------------------------|--|--|
|         |                         | No. of shares held     | As a % of grand total (A)+(B)+(C) | No  | As a percentage       | As a % of grand total (A)+(B)+(C) of Sub-clause (I)(a) | No. of warrants held | As a % total no. of Warrants of the same class | No. of convertible securities held | As a % total no. of convertible securities of the same class |  |
| (I)     | (II)                    | (III)                  | (IV)                              | (V)   | (VI) = (V)/(III)* 100 | (VII)  | (VIII)               | (IX)   | (X)                                | (XI)   | (XII)  |
| 1       | Canara Bank-Mumbai      | 8676458                | 42.355                            | 0   | 0                     | 0  | 0                    | 0  | 0                                  | 0  | 0  |
| 2       | Canara Bank-Bangalore   | 5350                   | 0.026                             | 0   | 0                     | 0  | 0                    | 0  | 0                                  | 0  | 0  |
|         | <b>Total</b>            | <b>8681808</b>         | <b>42.381</b>                     | <b>0</b>  | <b>0</b>              | <b>0</b>   | <b>0</b>             | <b>0</b>                                       | <b>0</b>                           | <b>0</b>   | <b>0</b>   |




**(I)(c)(i) Statement showing holding of securities (including shares, warrants, convertible securities) of persons belonging to the category "Public" and holding more than 1% of the total number of shares**

| Sr. No. | Name of the shareholder           | Number of shares | Shares as a percentage of total number of shares (i.e. Grand Total (A)+(B)+(C) indicated in Statement at para (1)(a) above) | Details of warrants  |  | Details of convertible securities  |   | Total shares (including underlying shares assuming full conversion of warrants and convertible securities) as a % of diluted share capital |
|---------|-----------------------------------|------------------|---|----------------------|--|------------------------------------|---|--|
|         |                                   |                  |   | No. of warrants held | As a % total No. of warrants of the same class | No. of Convertible securities held | % w.r.t total No. of convertible securities of the same class |  |
| 1.      | Chhattisgarh Investments Ltd.,    | 678559           | 3.31  | 0                    | 0  | 0                                  | 0   | 0  |
| 2.      | Anand Rathi Share & Stock Brokers | 762100           | 3.72  | 0                    | 0  | 0                                  | 0   | 0  |
| 3.      | Chhattisgarh Investments Ltd.,    | 653347           | 3.19  | 0                    | 0  | 0                                  | 0   | 0  |
| 4.      | ICICI Bank Ltd.                   | 600000           | 2.93  | 0                    | 0  | 0                                  | 0   | 0  |
| 5.      | Mushin Infrastructure P. Ltd.     | 520821           | 2.54  | 0                    | 0  | 0                                  | 0   | 0  |
| 6.      | Oriental Insurance Company Ltd.   | 304250           | 1.49  | 0                    | 0  | 0                                  | 0   | 0  |
| 7.      | Nitin Raojibhai Desai             | 334100           | 1.63  | 0                    | 0  | 0                                  | 0   | 0  |
| 8.      | Vayudoot Commercial P. Ltd.       | 317345           | 1.55  | 0                    | 0  | 0                                  | 0   | 0  |
| 9.      | Rajen Chandrakant Sheth           | 316099           | 1.54  | 0                    | 0  | 0                                  | 0   | 0  |
|         | <b>Total</b>                      | 4486621          | 21.90   | 0                    | 0  | 0                                  | 0   | 0  |

**I)©(ii) Statement showing holding of securities (including shares, warrants, convertible securities) of persons (together with PAC) belonging to the category "Public" and holding more than 5% of the total number of shares of the Company**

| Sr. No. | Name of the shareholder        | Number of shares | Shares as a percentage of total number of shares (i.e. Grand Total (A)+(B)+(C) indicated in Statement at para (1)(a) above) | Details of warrants  |  | Details of convertible securities  |   | Total shares (including underlying shares assuming full conversion of warrants and convertible securities) as a % of diluted share capital |
|---------|--------------------------------|------------------|---|----------------------|--|------------------------------------|---|--|
|         |                                |                  |   | No. of warrants held | As a % total No. of warrants of the same class | No. of Convertible securities held | % w.r.t total No. of convertible securities of the same class |  |
| 1.      | Chhattisgarh Investments Ltd., | 678559           | 3.31  | 0                    | 0  | 0                                  | 0   | 0  |
| 2.      | Chhattisgarh Investments Ltd., | 653347           | 3.19  | 0                    | 0  | 0                                  | 0   | 0  |



**(I)(d) Statement showing details of locked-in share**

| Sr. No. | Name of the shareholder | Category of shareholders (Promoters/public) | Number of locked -in shares | Locked-in-shares as a percentage of total number of shares (i.e. Grand Total (A)+(B)+(C) indicated in Statement at para (1)(a) above) |
|---------|-------------------------|---|-----------------------------|---|
|         |                         |   | NIL                         |   |

**(II)(a) Statement showing details of Depository Receipts (DRs)**


| Sr. No. | Type of outstanding DR (ADRs, GDRs, SDRs etc.,) | Number of outstanding DRs | Number of shares underlying outstanding DRs | Shares underlying outstanding DRs as a percentage of total number of shares (i.e. Grand Total (A)+(B)+(C) indicated in Statement at para (1)(a) above) |
|---------|---|---------------------------|---|--|
|         |   |                           | NIL   |  |

**(II)(b) Statement showing Holding of Depository Receipts (DRs), where underlying shares are held by 'promoter/promoter group' are in excess of 1% of the total number of shares**

| Sr. No.      | Name of the DR Holder | Type of outstanding DR (ADRs, GDRs, SDRs, etc.,) | Number of shares underlying outstanding DRs | Shares underlying outstanding DRs as a percentage of total number of shares (i.e. Grand Total (A)+(B)+(C) indicated in Statement at para (I)(a) above) |
|--------------|-----------------------|--|---|--|
|              |                       |  | NIL   |  |
| <b>Total</b> |                       |  |   |  |

**(III)(a) statement showing the voting pattern of shareholders, if more than one class of shares/securities is issued by the issuer**

| Category Code | Category of Shareholder   | Number of Voting Rights held in each class of securities |         |         | Total Voting Rights | Total Voting Rights i.e. (VI) |                            |
|---------------|---|--|---------|---------|---------------------|-------------------------------|----------------------------|
|               |   | Class X  | Class Y | Class Z |                     | As a percentage of (A+B)      | As a percentage of (A+B+C) |
| (I)           | (II)  | (III)  | (IV)    | (V)     | (VI)                | (VII)                         | (VIII)                     |
| <b>(A)</b>    | <b>Promoter and Promoter Group</b>                                  | N.A.   | N.A.    | N.A.    | N.A.                | N.A.                          | N.A.                       |
| <b>(1)</b>    | <b>Indian</b>   | N.A.   | N.A.    | N.A.    | N.A.                | N.A.                          | N.A.                       |
| (a)           | Individuals/ HUF  | N.A.   | N.A.    | N.A.    | N.A.                | N.A.                          | N.A.                       |
| (b)           | Central Government /State Government(s)                             | N.A.   | N.A.    | N.A.    | N.A.                | N.A.                          | N.A.                       |
| (c)           | Bodies Corporate  | N.A.   | N.A.    | N.A.    | N.A.                | N.A.                          | N.A.                       |
| (d)           | Financial Institutions/Banks  | N.A.   | N.A.    | N.A.    | N.A.                | N.A.                          | N.A.                       |
| (e)           | Any Other(specify)  | N.A.   | N.A.    | N.A.    | N.A.                | N.A.                          | N.A.                       |
|               | Sub Total (A)(1)  | N.A.   | N.A.    | N.A.    | N.A.                | N.A.                          | N.A.                       |
| <b>(2)</b>    | <b>Foreign</b>  | N.A.   | N.A.    | N.A.    | N.A.                | N.A.                          | N.A.                       |
| (a)           | Individuals (Non-Resident Individuals /Foreign individuals)         | N.A.   | N.A.    | N.A.    | N.A.                | N.A.                          | N.A.                       |
| (b)           | Bodies Corporate  | N.A.   | N.A.    | N.A.    | N.A.                | N.A.                          | N.A.                       |
| (c)           | Institutions  | N.A.   | N.A.    | N.A.    | N.A.                | N.A.                          | N.A.                       |
| (d)           | Any Other (specify)   | N.A.   | N.A.    | N.A.    | N.A.                | N.A.                          | N.A.                       |
|               | Sub-Total (A)(2)  | N.A.   | N.A.    | N.A.    | N.A.                | N.A.                          | N.A.                       |
|               | Total Shareholding of Promoter and Promoter Group (A)=(A)(1)+(A)(2) | N.A.   | N.A.    | N.A.    | N.A.                | N.A.                          | N.A.                       |



| Category Code | Category of Shareholder  | Number of Voting Rights held in each class of securities |         |         | Total Voting Rights | Total Voting Rights i.e. (VI) |                            |
|---------------|--|--|---------|---------|---------------------|-------------------------------|----------------------------|
|               |  | Class X  | Class Y | Class Z |                     | As a percentage of (A+B)      | As a percentage of (A+B+C) |
| (I)           | (II)   | (III)  | (IV)    | (V)     | (VI)                | (VII)                         | (VIII)                     |
| <b>(B)</b>    | <b>Public Shareholdings</b>  | N.A.   | N.A.    | N.A.    | N.A.                | N.A.                          | N.A.                       |
| (1)           | Institutions   | N.A.   | N.A.    | N.A.    | N.A.                | N.A.                          | N.A.                       |
| (a)           | Mutual Funds/UTI   | N.A.   | N.A.    | N.A.    | N.A.                | N.A.                          | N.A.                       |
| (b)           | Financial Institutions/Banks   | N.A.   | N.A.    | N.A.    | N.A.                | N.A.                          | N.A.                       |
| (c)           | Central government/ State Government(s)  | N.A.   | N.A.    | N.A.    | N.A.                | N.A.                          | N.A.                       |
| (d)           | Venture Capital Funds  | N.A.   | N.A.    | N.A.    | N.A.                | N.A.                          | N.A.                       |
| (e)           | Insurance Companies  | N.A.   | N.A.    | N.A.    | N.A.                | N.A.                          | N.A.                       |
| (f)           | Foreign Institutional Investors  | N.A.   | N.A.    | N.A.    | N.A.                | N.A.                          | N.A.                       |
| (g)           | Foreign Venture Capital Investors  | N.A.   | N.A.    | N.A.    | N.A.                | N.A.                          | N.A.                       |
| (h)           | Any Other (specify)  | N.A.   | N.A.    | N.A.    | N.A.                | N.A.                          | N.A.                       |
|               | Sub-Total (B)(1)   | N.A.   | N.A.    | N.A.    | N.A.                | N.A.                          | N.A.                       |
| (2)           | Non-institutions   | N.A.   | N.A.    | N.A.    | N.A.                | N.A.                          | N.A.                       |
| (a)           | Bodies Corporate   | N.A.   | N.A.    | N.A.    | N.A.                | N.A.                          | N.A.                       |
| (b)           | Individuals:   | N.A.   | N.A.    | N.A.    | N.A.                | N.A.                          | N.A.                       |
|               | i) Individual shareholders holding nominal share capital up to Rs.1 lakh         |  |         |         |                     |                               |                            |
|               | ii) Individual shareholders holding nominal share capital in excess of Rs.1 lakh | N.A.   | N.A.    | N.A.    | N.A.                | N.A.                          | N.A.                       |
| (c)           | Any Other (specify)  | N.A.   | N.A.    | N.A.    | N.A.                | N.A.                          | N.A.                       |
|               | Sub-Total (B)(2)   | N.A.   | N.A.    | N.A.    | N.A.                | N.A.                          | N.A.                       |
|               | Total Public shareholding (B)=(B)(1)+(B)(2)                                      | N.A.   | N.A.    | N.A.    | N.A.                | N.A.                          | N.A.                       |
|               | Sub - Total (A + B)  | N.A.   | N.A.    | N.A.    | N.A.                | N.A.                          | N.A.                       |
| (C)           | Shares held by Custodians & against which Depository Receipts have been issued   | N.A.   | N.A.    | N.A.    | N.A.                | N.A.                          | N.A.                       |
|               | GRAND TOTAL (A)+(B)+(C)  | N.A.   | N.A.    | N.A.    | N.A.                | N.A.                          | N.A.                       |

(N.A. - Not applicable since the company has not issued any other securities, other than Equity Shares)

**FOR CAN FIN HOMES LTD.**

**PLACE: BANGALORE  
DATE : 05.01.2012**

**K S SATHYAPRAKASH  
AGM & COMPANY SECRETARY**



