


Introductory sub-table (I)(a)			
Name of the Company:		Can Fin Homes Ltd.	
Scrip Code, Name of the scrip, class of security:		511196 / CANFINHOME	
Quarter ended:		MARCH 31, 2014	
Partly paid-up shares:-	No. of partly paid-up shares	As a % of total no. of partly paid-up shares	As a % of total no. of shares of the company
Held by promoter/promoter group	0	#DIV/0!	#DIV/0!
Held by public	0	#DIV/0!	#DIV/0!
Total	0	#DIV/0!	#DIV/0!
Outstanding convertible securities:-	No. of outstanding securities	As a % of total no. of outstanding convertible securities	As a % of total no. of shares of the company, assuming full conversion of the convertible securities
Held by promoter/promoter group	0	#DIV/0!	#DIV/0!
Held by public	0	#DIV/0!	#DIV/0!
Total	0	#DIV/0!	#DIV/0!
Warrants:-	No. of warrants	As a % of total no. of warrants	As a % of total no. of shares of the company, assuming full conversion of warrants
Held by promoter/promoter group	0	#DIV/0!	#DIV/0!
Held by public	0	#DIV/0!	#DIV/0!
Total	0	#DIV/0!	#DIV/0!
Total paid-up capital of the company, assuming full conversion of warrants and convertible securities			



Statement Showing Shareholding Pattern as on 31/03/2014

Category code	Category of Shareholder	Number of Shareholders	Table (I)(a)		Total shareholding as a percentage of total number of shares		Shares Pledged or otherwise encumbered	
			Total number of shares	Number of shares held in dematerialized form	As a percentage of (A+B) ¹	As a percentage of (A+B+C)	Number of shares	As a percentage
			(IV)	(V)	(VI)	(VII)	(VIII)	(IX)=(VIII)/(IV)*100
(A)	Shareholding of Promoter and Promoter							
1	Indian							
(a)	Individuals/ Hindu Undivided Family	0	0	0	0.00	0.00	0	#DIV/0!
(b)	Central Government/ State Government(s)	0	0	0	0.00	0.00	0	#DIV/0!
(c)	Bodies Corporate	0	0	0	0.00	0.00	0	#DIV/0!
(d)	Financial Institutions/ Banks	2	8681808	8681808	42.38	42.38	0	0.00
(e)	Any Others(Specify)							#DIV/0!
	Sub Total(A)(1)	2	8681808	8681808	42.38	42.38	0	0.00
2	Foreign							
a	Individuals (Non-Residents Individuals/ Foreign Individuals)	0	0	0	0.00	0.00	0	#DIV/0!
b	Bodies Corporate	0	0	0	0.00	0.00	0	#DIV/0!
c	Institutions	0	0	0	0.00	0.00	0	#DIV/0!
d	Qualified Foreign Investor	0	0	0	0.00	0.00	0	#DIV/0!
e	Any Others(Specify)	0	0	0	0.00	0.00	0	#DIV/0!
	Sub Total(A)(2)	0	0	0	0.00	0.00	0	#DIV/0!
	Total Shareholding of Promoter and	2	8681808	8681808	42.38	42.38	0	0.00
(B)	Public shareholding							
1	Institutions							
(a)	Mutual Funds/ UTI	2	362	162	0.00	0.00	0	0.00
(b)	Financial Institutions/ Banks	2	2231	2231	0.01	0.01	0	0.00
(c)	Central Government/ State Government(s)	0	0	0	0.00	0.00	0	0.00
(d)	Venture Capital Funds	0	0	0	0.00	0.00	0	0.00
(e)	Insurance Companies	1	50201	50201	0.25	0.25	0	0.00
(f)	Foreign Institutional Investors	1	124100	124100	0.61	0.61	0	0.00
(g)	Foreign Venture Capital Investors	0	0	0	0.00	0.00	0	0.00
(h)	Qualified Foreign Investor	0	0	0	0.00	0.00	0	0.00
(i)	Any Other (specify)					0.00		
(i-ii)	Foreign Financial Institutions	3	2500	0	0.01	0.01	0	0.00
	Sub-Total (B)(1)	9	179394	176694	0.88	0.88	0	0.00
B 2	Non-institutions							
(a)	Bodies Corporate	292	5558201	5548101	27.13	27.13	0	0.00
(b)	Individuals					0.00		
I	Individuals -i. Individual shareholders holding nominal share capital up to Rs 1 lakh	16244	4408219	3354905	21.52	21.52	0	0.00
II	ii. Individual shareholders holding nominal share capital in excess of Rs. 1 lakh.	38	1304551	1304551	6.37	6.37	0	0.00
(c)	Qualified Foreign Investor	1	5800	5800	0.03	0.03	0	0.00
(d)	Any Other (specify)							
(d-i)	Non-Resident Indians	164	102682	100982	0.50	0.50	0	0.00
(d-ii)	Clearing members	53	23567	23567	0.12	0.12	0	0.00
(d-iii)	Hindu Undivided Families	216	214683	214683	1.05	1.05	0	0.00
(d-iv)	Employee Shareholders	23	5645	1445	0.03	0.03	0	0.00
(d-v)	Trusts	0	0	0	0.00	0.00	0	0.00
(d-vi)	Director & their relatives	1	400	400	0.00	0.00	0	0.00
(d-vii)	Custodian A/c- Fair Growth Investments Ltd./ Fair Growth Financial Services Ltd.	1	300	300	0.00	0.00	0.00	#DIV/0!
	Sub-Total (B)(2)	17033	11624048	10554734	56.74	56.74	0.00	#DIV/0!
(B)	Total Public Shareholding (B)= (B)(1)+(B)(2)	17042	11803442	10731428	57.62	57.62	0.00	0.00
	TOTAL (A)+(B)	17044	20485250	19413236	100.00	100.00	0.00	0.00
(C)	Shares held by Custodians and against which Depository Receipts have been issued							
1	Promoter and Promoter Group	0	0	0	0.00	0.00	0	0.00
2	Public	0	0	0	0.00	0.00	0	0
	Sub-Total (C)	0	0	0	0.00	0.00	0	0
	GRAND TOTAL (A)+(B)+(C)	17044	20485250	19413236	100.00	100.00	0	0.00



(I)(b) Statement showing holding of securities (including shares, warrants, convertible securities) of persons belonging to the category "Promoter and Promoter Group"


Sr. No.	Name of the shareholder	Details of Shares held		Encumbered shares (*)			Details of warrants		Details of convertible securities		Total shares (including underlying shares assuming full conversion of warrants and convertible securities) as a % of diluted share capital
		Number of shares held	As a % of grand total (A) +(B) +(C)	No.	As a percentage	As a % of grand total (A)+(B)+(C) of sub-clause (I)(a)	Number of warrants held	As a % total number of warrants of the same class	Number of convertible securities held	As a % total number of convertible securities of the same class	
(i)	(ii)	(iii)	(iv)	(v)	(vi)=(v)/(iii)*100	(vii)	(viii)	(ix)	(x)	(xi)	(xii)
1	Canara Bank - Mumbai	8676458	42.35	0	0.00	#DIV/0!	0	#DIV/0!	0	#DIV/0!	
2	Canara Bank - Bangalore	5350	0.03	0	0.00	#DIV/0!	0	#DIV/0!	0	#DIV/0!	
3			#DIV/0!		#DIV/0!	#DIV/0!		#DIV/0!		#DIV/0!	
4			#DIV/0!		#DIV/0!	#DIV/0!		#DIV/0!		#DIV/0!	
5			#DIV/0!		#DIV/0!	#DIV/0!		#DIV/0!		#DIV/0!	
6			#DIV/0!		#DIV/0!	#DIV/0!		#DIV/0!		#DIV/0!	
TOTAL		8681808	42.38	0	0.00	#DIV/0!	0	#DIV/0!	0	#DIV/0!	0

(*) The term "encumbrance" has the same meaning as assigned to it in regulation 28(3) of the SAST Regulations, 2011



(I)(c)(i) Statement showing holding of securities (including shares, warrants, convertible securities) of persons belonging to the category "Public" and holding more than 1% of the total number of shares

Sr. No.	Name of the shareholder	Number of shares held	Shares as a percentage of total number of shares (i.e., Grand Total (A)+(B)+(C) indicated in Statement at para (I)(a) above)	Details of warrants		Details of convertible securities		Total shares (including underlying shares assuming full conversion of warrants and convertible securities) as a % of diluted share capital
				Number of warrants held	As a % total number of warrants of the same class	Number of convertible securities held	% w.r.t total number of convertible securities of the same class	
1	Chhattisgarh Investments Ltd.	1878559	9.17	0	#DIV/0!		#DIV/0!	
2	Chhattisgarh Investments Ltd.	600000	2.93	0				
3	Chhattisgarh Investments Ltd.	400000	1.95	0				
4	Chhattisgarh Investments Ltd.	3347	0.02					
5	Mushin Infrastructure P.Ltd.	616233	3.01	0	#DIV/0!		#DIV/0!	
6	Catamaran Management Services P.Ltd.	610132	2.98	0				
7	Mr.Nitin Raojibhai Desai	334100	1.63	0	#DIV/0!		#DIV/0!	
8	Vayudoot Commercial P.Ltd.	317345	1.55	0	#DIV/0!		#DIV/0!	
9	Golden Financial Services P.Ltd	330353	1.61	0				
TOTAL		5090069	24.85	0	#DIV/0!	0	#DIV/0!	0



(I)(c)(ii) Statement showing holding of securities (including shares, warrants, convertible securities) of persons (together with PAC) belonging to the category "Public" and holding more than 5% of the total number of shares of the company

Sr. No.	Name(s) of the shareholder(s) and the Persons Acting in Concert (PAC) with them	Number of shares	Shares as a percentage of total number of shares {i.e., Grand Total (A)+(B)+(C) indicated in Statement at para (I)(a) above}	Details of warrants		Details of convertible securities		Total shares (including underlying shares assuming full conversion of warrants and convertible securities) as a % of diluted share capital
				Number of warrants	As a % total number of warrants of the same class	Number of convertible securities held	% w.r.t total number of convertible securities of the same class	
1	Chhattisgarh Investments Ltd.	1878559	9.17		#DIV/0!		#DIV/0!	
2	Chhattisgarh Investments Ltd.	600000	2.93		#DIV/0!		#DIV/0!	
3	Chhattisgarh Investments Ltd.	400000	1.95		#DIV/0!		#DIV/0!	
4	Chhattisgarh Investments Ltd.	3347	0.02		#DIV/0!		#DIV/0!	
5					#DIV/0!		#DIV/0!	
6					#DIV/0!		#DIV/0!	
7					#DIV/0!		#DIV/0!	
8					#DIV/0!		#DIV/0!	
9					#DIV/0!		#DIV/0!	
10					#DIV/0!		#DIV/0!	
TOTAL		2881906	14.07	0	#DIV/0!	0	#DIV/0!	0



(I)(d) Statement showing details of locked-in shares


Sr. No.	Name of the shareholder	Number of locked-in shares	Locked-in shares as a percentage of total number of shares (i.e., Grand Total (A)+(B)+(C) indicated in Statement at para (I)(a) above)
1		Nil	#VALUE!
2			#DIV/0!
3			#DIV/0!
4			#DIV/0!
5			#DIV/0!
6			#DIV/0!
7			#DIV/0!
8			#DIV/0!
9			#DIV/0!
TOTAL		0	#DIV/0!



(II)(a) Statement showing details of Depository Receipts (DRs)

NOT APPLICABLE

Sr. No.	Type of outstanding DR (ADRs, GDRs, SDRs, etc.)	Number of outstanding DRs	Number of shares underlying outstanding DRs	Shares underlying outstanding DRs as a percentage of total number of shares {i.e., Grand Total (A)+(B)+(C) indicated in Statement at para (I)(a) above}
1				#DIV/0!
2				#DIV/0!
3				#DIV/0!
4				#DIV/0!
5				#DIV/0!
6				#DIV/0!
7				#DIV/0!
8				#DIV/0!
9				#DIV/0!
TOTAL		0	0	#DIV/0!



(II)(b) Statement showing holding of Depository Receipts (DRs), where underlying shares held by "promoter/promoter group" are in excess of 1% of the total number of shares

NOT APPLICABLE

Sr. No.	Name of the DR Holder	Type of outstanding DR (ADRs, GDRs, SDRs, etc.)	Number of shares underlying outstanding DRs	Shares underlying outstanding DRs as a percentage of total number of shares (i.e., Grand Total (A)+(B)+(C) indicated in Statement at para (I)(a) above)
1				#DIV/0!
2				#DIV/0!
3				#DIV/0!
4				#DIV/0!
5				#DIV/0!
6				#DIV/0!
7				#DIV/0!
8				#DIV/0!
9				#DIV/0!
TOTAL			0	#DIV/0!

